



National Marine Manufacturers Association

nmma.org

# ECONOMIC SIGNIFICANCE OF RECREATIONAL BOATING IN FLORIDA

## CONGRESSIONAL DISTRICT 14

Number of Recreational Boats*	23,015
Recreational Boating Industry Businesses	152
Total Jobs	2,374
Annual Recreational Boating-Related Spending	\$123.7 MILLION

## TOTAL ANNUAL ECONOMIC IMPACT OF RECREATIONAL BOATING:

**\$295.3** MILLION

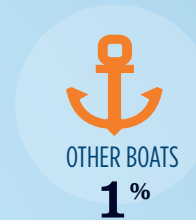

### RECREATIONAL BOATS IN FL-14

**TOTAL BOATS\*** ▶ 23,015

**REGISTERED BOATS** 23,015

Power boats	18,809
PWCs	3,125
Sailboats	935
Other Boats	146

**HOUSEHOLDS PER BOAT** 12.3

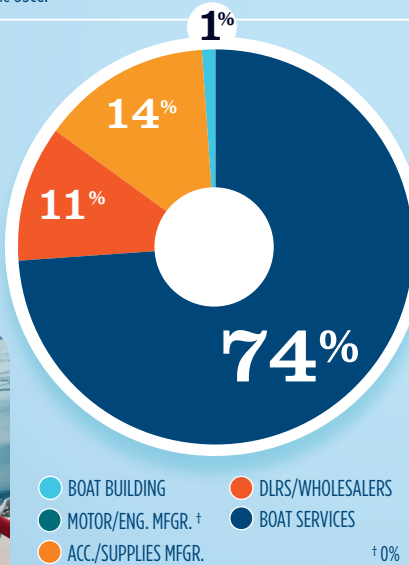


\* Total boats are registered boats as reported by states to the USCG.

### RECREATIONAL BOATING CREATES JOBS IN FL-14

**TOTAL BOATING JOBS** ▶ 1,166

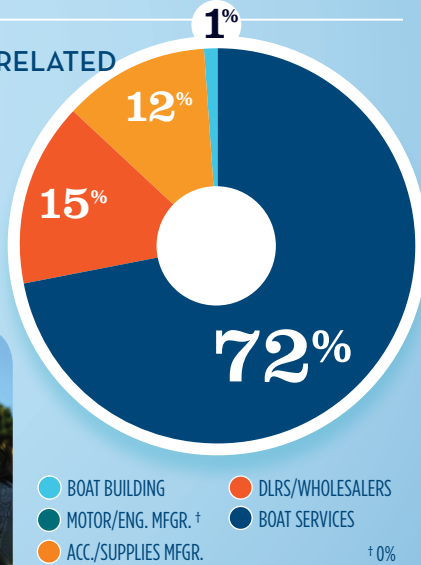
Boat Building	15
Motor / Engine Mfrgr.	-
Accessory / Supplies Mfrgr.	158
Dealers / Wholesalers	127
Boat Services	866



### RECREATIONAL BOATING-RELATED BUSINESSES IN FL-14

**TOTAL BUSINESSES** ▶ 152

Boat Building	1
Motor / Engine Mfrgr.	-
Accessory / Supplies Mfrgr.	19
Dealers / Wholesalers	23
Boat Services	109

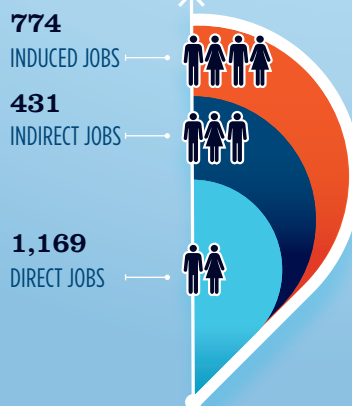


### ESTIMATED JOBS IMPACT OF RECREATIONAL BOATING-RELATED SPENDING IN FL-14

**EST. TOTAL JOBS** ▶ 2,374

**EST. TOTAL LABOR INCOME** \$98.4 MILLIONS

Est. Direct Income	\$40.6
Est. Indirect Income	\$23.9
Est. Induced Income	\$33.9



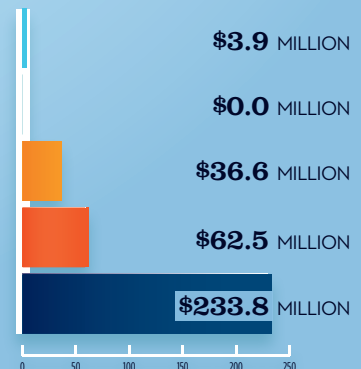
### RECREATIONAL BOATING INDUSTRY SALES IN FL-14

Boat Building	\$3.9
Motor / Engine Mfrgr.	\$0.0
Accessory / Supplies Mfrgr.	\$36.6
<b>TOTAL MFRG. SALES</b>	<b>\$40.5</b>

Dealers / Wholesalers \$62.5  
Boat Services \$233.8

**TOTAL RETAIL & SERVICES SALES** ▶ \$296.3

BOAT BUILDING	DLRS/WHOLESALERS
MOTOR/ENG. MFRGR.	BOAT SERVICES
ACC./SUPPLIES MFRGR.	



Source: NMMMA's Center of Knowledge; Recreational Marine Research Center at Michigan State University